


# ROLLER CHAIN COMPONENT PARTS & THEIR FEATURES


Roller chains : indispensable drive and transfer components in modern industries, to meet diversified needs of the times.

Roller chains are composed of five component parts as shown below.

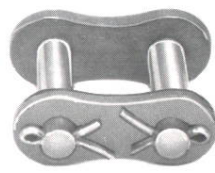


## CHAIN PARTS

### OUTER LINKS



Riveted




Double cotter  
(KCM 80 ~ KCM 160)



Long solid cotter  
(KCM 200 ~ KCM 240)

### CONNECTING LINKS



Open type clip




Closed type clip



Cotter type

### OFFSET LINKS



One pitch offset link



Two pitch offset link

## CHAIN



Riveted chain



Cottered chain